



# Natural Gas in LOUISIANA

## FAST FACTS



The natural gas industry supports **201,319 jobs**.<sup>1</sup>



Between 1990 and 2017, Louisiana saw a **57% decrease** in known asthma and cancer-causing hazardous air pollutants.<sup>2</sup>

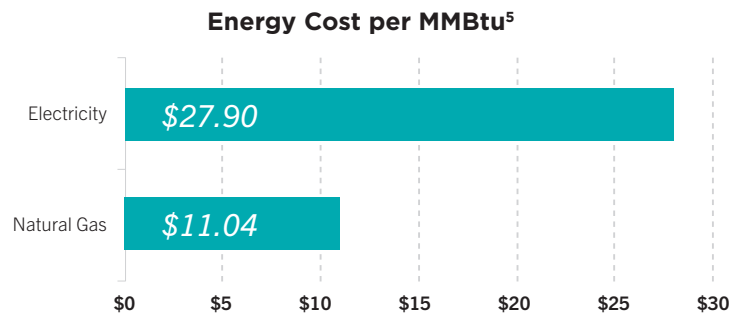


Natural gas **generates 60%** of the state's electricity.<sup>3</sup>



## PRICE TRENDS

- The residential price of natural gas is **71% lower** than the residential price of electricity.
- Natural gas prices since 2005 have **dropped** by an average of 34% in Residential, Commercial and Industrial sectors.<sup>4</sup>



## CONSUMER TRENDS

Natural gas is used by<sup>6</sup>:

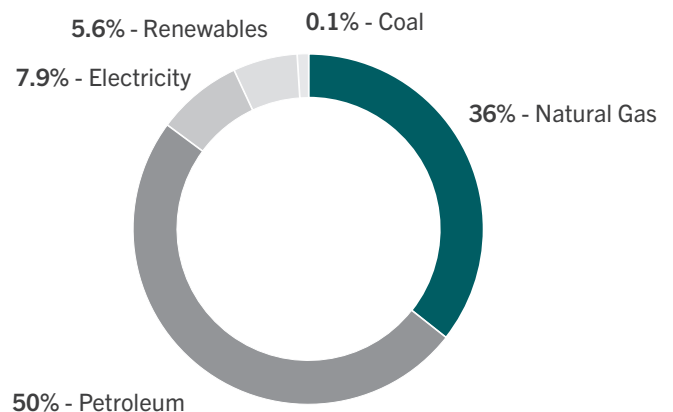
- 908,000 households
- 59,510 commercial buildings including hospitals, schools and businesses
- 1,095 industrial users



### IN THE NEW ORLEANS METRO AREA:

- 165,000 households rely on natural gas for heating.
- 220,000 households rely on natural gas for water heating.
- 210,000 households rely on natural gas for cooking.

## Louisiana's End-use Energy Consumption<sup>7</sup>





## NATURAL GAS IN YOUR STATE


- There are more than 37,000 miles of natural gas pipeline in Louisiana as of 2018.
- Natural gas fuels 42 combined heat and power sites in the state, including Dow Chemical.<sup>8</sup>
- In Fiscal Year 2020, Louisiana received \$49.8 million in Low Income Home Energy Assistance Program (LIHEAP) funding.<sup>9</sup>
  - LIHEAP is a federal block grant program that provides financial assistance to low and fixed-income individuals for fuel and utility bills, as well as low-cost weatherization and energy-related home repairs.



**In 2018, Louisiana ranked fourth for natural gas marketed production in the United States.<sup>10</sup>**

### TO LEARN MORE VISIT:

[www.aga.org](http://www.aga.org) or connect with us on:

 AGA\_naturalgas

 naturalgas

 aga\_natgas

1. <https://www.api.org/~media/Files/Policy/Natural-Gas-Solutions/API-Natural-Gas-Impact-Report-50-States/Louisiana-API-Natural-Gas-Industry-Impact-Report.pdf>
2. <https://www.epa.gov/air-emissions-inventories/air-pollutant-emissions-trends-data>
3. <https://www.eia.gov/electricity/data/browser/#/topic/0?agg=2,0,1&fuel=vtvw&geo=0000000008&sec=g&freq=A&start=2001&end=2019&ctype=linechart&ltype=pin&rtype=s&matype=0&rse=0&pin=>
4. [https://www.eia.gov/dnav/ng/ng\\_pri\\_sum\\_dcu\\_SLA\\_m.htm](https://www.eia.gov/dnav/ng/ng_pri_sum_dcu_SLA_m.htm)
5. <http://epat.gastechnology.org/>
6. <https://www.eia.gov/naturalgas/annual/>
7. <https://www.eia.gov/beta/states/states/la/overview>
8. <https://doe.icfwebservices.com/chpdb/state/LA>
9. [https://www.acf.hhs.gov/sites/default/files/ocs/corr\\_liheap\\_crfundingdclattachment\\_1\\_fy2020.pdf](https://www.acf.hhs.gov/sites/default/files/ocs/corr_liheap_crfundingdclattachment_1_fy2020.pdf)
10. [www.eia.gov/beta/states/states/LA/rankings](http://www.eia.gov/beta/states/states/LA/rankings)