

Natural gas customers save an **average of 50%** in Arizona.

Natural gas costs an average of \$530 vs. electricity which costs an average of \$1,050 per year.



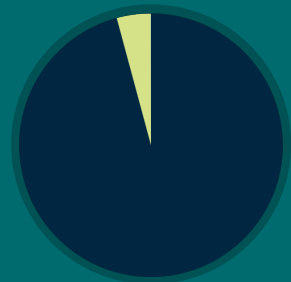
1.4M

CUSTOMERS

Natural gas fuels 1,376,396 households and 59,775 businesses across Arizona.

**CUSTOMER
COMPARISON**

- Residential
1,376,396
- Industrial
370
- Commercial
59,775
- Electric Utility
83



12,875

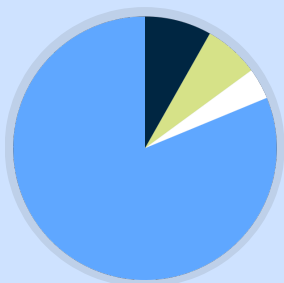
JOBS

The natural gas industry supports thousands of people from Arizona with stable and good paying jobs.



**CONSUMPTION
COMPARISON**


- Residential
45
- Industrial
21
- Commercial
37
- Electric Utility
446



548

BILLION CUBIC FEET

Customers in Arizona consume 548.0 Bcf of natural gas each year.



Natural gas generates **43.00%** of the state's electricity.



19%

**EMISSIONS
DECREASE**

Natural gas is essential for improving our environment.

Since 2007, CO₂ emissions in Arizona have declined 18.9%.



43

trillion btu

The state of Arizona has the potential to produce 43.0 tBtu of RNG per year by 2040.

Renewable natural gas (RNG) is any pipeline-compatible gaseous fuel derived from biogenic or other renewable sources that has less carbon emissions than traditional natural gas.