

Natural gas customers save an **average of 48%** in Oregon.

Natural gas costs an average of \$520 vs. electricity which costs an average of \$1,000 per year.



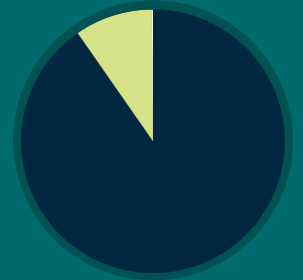
881.7K

CUSTOMERS

Natural gas fuels 796,325 households and 84,185 businesses across Oregon.

**CUSTOMER
COMPARISON**

- Residential
796,325
- Industrial
1,189
- Commercial
84,185
- Electric Utility
11



6,915

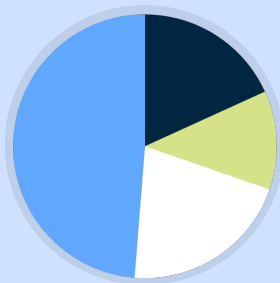
JOBS

The natural gas industry supports thousands of people from Oregon with stable and good paying jobs.



**CONSUMPTION
COMPARISON**


- Residential
49
- Industrial
56
- Commercial
33
- Electric Utility
131



269

BILLION CUBIC FEET

Customers in Oregon consume 269.2 Bcf of natural gas each year.



Natural gas generates **30% of the state's electricity.**



12%

**EMISSIONS
DECREASE**

Natural gas is essential for improving our environment.

Since 2007, CO₂ emissions in Oregon have declined 11.8%.



30

trillion btu

The state of Oregon has the potential to produce 30.4 tBtu of RNG per year by 2040.

Renewable natural gas (RNG) is any pipeline-compatible gaseous fuel derived from biogenic or other renewable sources that has less carbon emissions than traditional natural gas.